

# DZIRE



Test drive



Loan simulator



Contact us



SCAN  
to download our app.





## Exterior Colours \_\_\_\_\_



Oxford Blue Prem (ZYA)



Phoenix Red Pearl (ZZH)



Sherwood Brown Prem (ZYG)



Arctic White Prem (ZHI)



Premium Silver Metallic (ZZP)



Magma Gray Metallic (Z7Q)



Midnight Black Pearl (ZAM)

## Interior Design \_\_\_\_\_



# Major Specifications

Engine				Petrol	
				1.2L	
Drive system				2WD	
Transmission				5MT	5AMT
Interior colour				Black	
Number of doors				5-door	
DIMENSIONS					
Overall length			mm	3,995	
Overall width			mm	1,735	
Overall height			mm	1,515	
Wheelbase			mm	2,450	
Tread	Front	165/80R14	mm	1,530	
		185/65R15	mm	1,520	
	Rear	165/80R14	mm	1,530	
		185/65R15	mm	1,520	
Minimum turning radius*			m	4.8	
Minimum ground clearance			mm	145	
CAPACITIES					
Seating capacity			persons	5	
Fuel tank capacity			litres	37	
Luggage capacity*	Max. volume		litres	378	
ENGINE					
Type				K12M	
Number of cylinders				4	
Number of valves				16	
Piston displacement			cm <sup>3</sup>	1,197	
Bore x stroke			mm	73.0 x 71.5	
Compression ratio				11.0	
Maximum output			kW/rpm	61/6,000	
Maximum torque			Nm/rpm	113/4,200	
Fuel distribution				Multipoint injection	
TRANSMISSION					
Gear ratio	1 <sup>st</sup>			3.545	3.545
	2 <sup>nd</sup>			1.905	1.905
	3 <sup>rd</sup>			1.240	1.240
	4 <sup>th</sup>			0.906	0.906
	5 <sup>th</sup>			0.697	0.697
	Reverse			3.273	3.273
Final gear ratio				4.389	4.706
CHASSIS					
Steering				Rack & pinion	
Brakes	Front		Ventilated disc		
	Rear		Drum, leading & trailing		
Suspension	Front		MacPherson strut with coil spring		
	Rear		Torsion beam with coil spring		
Tyres				185/65R15	
WEIGHTS					
Kerb weight (min/with full option)		kg	855-890	885-895	
Gross vehicle weight		kg	1,315		
PERFORMANCE					
Maximum speed*				175	170
0-100 km/h*				11.7	13.2

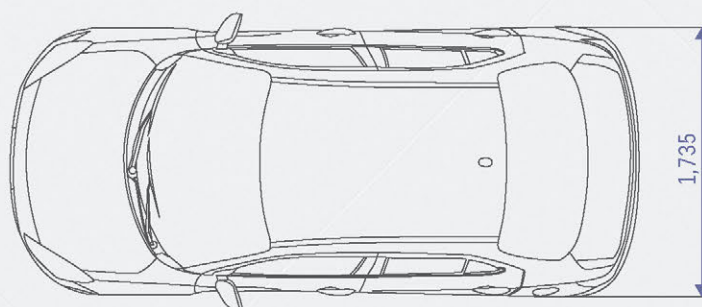
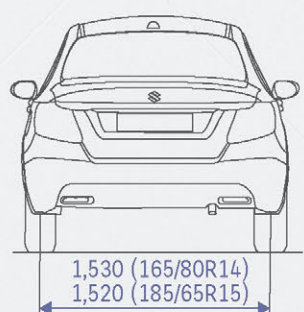
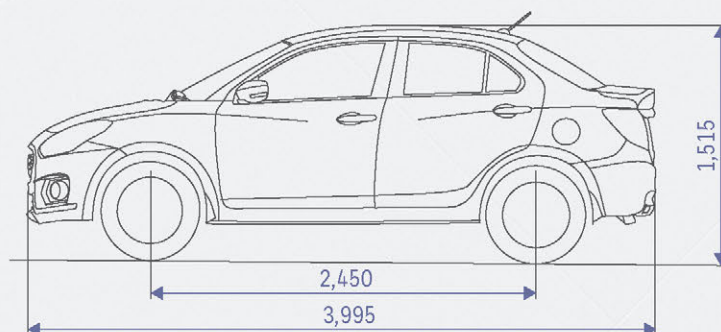
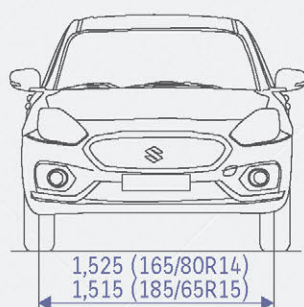
These specifications are tentative and subject to change without prior notice.  
Specifications may vary for individual markets.

\*: Manufacturer data  
AMT: Automatic Transmission    MT: Manual Transmission



## ENVIRONMENTAL PERFORMANCE

Carbon dioxide emission (CO2)	g/km	117	117
-------------------------------	------	-----	-----



mm

## Major Equipment \_\_\_\_\_

Grade		GL
<b>CHASSIS</b>		
Tyres and wheels	185/80R15 + alloy wheels	S
Spare tyre and wheel	135/70R15 + steel wheel (for temporary use only)	S
<b>EXTERIOR</b>		
Front and rear bumpers	Body-coloured	S
Front grille	Chrome-painted	S
Outside door handles	Body-coloured	S
Tailgate opener	Electromagnetic	S
Mud flaps	Front	S
	Rear	S
<b>VISIBILITY</b>		
Headlamps	Halogen multi-reflector	S
Position lamps	Standard	S
Fog lamps	Front	S
Green-tinted windows		S
Wipers	Front: 2 speeds (low, high) + intermittent + washer	S
Rear window demister		S
Outside door mirrors	Body-coloured	S
	Electrical adjust	S
	Electrical fold	S
	With built-in turn signal lamp	S
Day/night rearview mirror	Manual dimming	S

STEERING AND INSTRUMENT PANEL		
3-spoke steering wheel	Urethane	S
	With audio controls	S
	With hands-free phone control	S
	Tilt-adjust	S
Power steering		S
Tachometer		S
Information display	Segment display	S
	Clock	S
	Outside temperature	S (AGS)
	Fuel consumption	S
	Driving range	S
Light-off and key reminder	Alarm	S
Door ajar reminder	Lamp	S
Driver's seatbelt reminder	Lamp	S
Low fuel warning	Lamp	S
Instrument panel centre ornament	Silver	S
Side louvre bezels	Black	S
Centre louvre bezels	Silver	S
DRIVING AMENITIES		
Electric windows	Front	S
	Rear	S
Central door locking	Switch on driver's side	S
Remote-controlled door locks	With hazard lamp answerback function	S
Air conditioner	Manual	S
Heater		S
Rear ventilation		S
Pollen filter		S
Audio	Antenna (mounted at rear of roof)	S
	Front speakers	S
	Rear speakers	S
	MP3/WMA-compatible CD player	S
	Bluetooth®	S
INTERIOR		
Cabin lights	Front cabin light (3-position)	S
	Centre cabin light (3-position)	S
Sun visors	Driver's side	S
	With ticket holder	S
	Passenger's side	S
	With vanity mirror	S
Assist grips	Passenger's side	S
	Rear x 2	S
Cup holders	Front x 2	S
	Rear x 1	S
Bottle holders	Front x 2	S
	Rear x 2	S
Centre-lower box		S
Shift knob	Black with chrome accent	S (MT)
	Black with satin chrome	S (AGS)

Ornament around shift knob	Satin chrome	S
Parking brake release button	Chrome	S
USB port	Console box	S
AUX input	Console box	S
12V accessory socket	Centre console area x 2	S
	Rear console area x 1	S
Foot rest	Driver's side	S (AGS)
Remote fuel lid opener		S
Fabric door trim insert	Front	S
Door trim ornament	Black	S
	Chrome	S
Storage pockets	Front doors	S
	Rear doors	S
<b>SEATS</b>		
Front seats	Head restraints (separate type)	S
	Seatback pocket (passenger's side)	S
Rear seats	Bench	S
	Head restraint (separate type) x 2	S
Seat upholstery material	Fabric for upper grade	S
<b>LUGGAGE AREA</b>		
Luggage area cover		S (Fix)
Luggage area light		S
<b>SAFETY, SECURITY, AND ENVIRONMENTAL COMPATIBILITY</b>		
ABS with EBD function		S
ESP®		S
Hill hold control		S (AGS)
Brake assist function		S
SRS front dual airbags		S
Seatbelts	Front: 3-point ELR seatbelts with pretensioner and force limiter	S
	Rear: 3-point ELR seatbelts (side), 2-point seatbelt (centre)	S
ISOFIX child seat anchorages	x2	S
Child seat tether anchorages	Side	S
Childproof rear door locks		S
Side impact door beams (front/rear)		S
Immobiliser		S
Security alarm		S
High-mount stop lamp	LED	S

S: Standard

AGS: Automatic Gear System

SUZUKI MOTOR CORPORATION reserves the right to change, without notice, prices, colours, materials, equipment, specifications and models, and also to discontinue models. All photographs in this leaflet were taken with relevant permission. Images of the vehicles without number plates on public roads are composite photos.

Motorway M1, PO Box 752 Pailles – Mauritius

Tel: (230) 286 9191 Fax: (230) 286 9192

Email: cfaomauritius@cfao.com www.suzuki-mauritius.com

